

# AVP 275

Volvo Penta  
Mecc Alte  
D+ &



**ISO8528**

**SZUTEST**

**CE**

2000/14/EC

&\$\$\$#( #

z) \$ z' z' D:

	"	kw	"	kw	Amp
400/230	275,00	220,00	250,00	200,00	360,85

fP GDE

fDF DE

%\$! % %&

z&(

GC

**Standard Specifications**

z

fl ! E

z

z

**ALTERNATOR**

fl

fl " E

f) \$\$\$ \$\$\$

fl " \$ E

**TRANSFER SWITCH**

fl

# AVP 275


Volvo Penta  
Mecc Alte  
D+' &'



Manufacturer		Volvo Penta
Model		TAD734GE
		250,00 kw [340,00HP]
	L	7,150
	"	108X130
		17:1
	"# "	1500
	L	29,00
	L	32,00
AbsorbedAirDischargeReSourceKey.Text	' # "	16,30
	' # "	312,00
		24 V d.c.
		43,50

		Mecc Alte
		ECO38 1LN/4
	Hz	50
	"	250,00
7cg		0,80
		3
	fl 7	400/230
	A	360,00


AVP 275	2750,00	1300,00	1707,00	
MS 60	3960	1356	2097	470






# AVP 275

Volvo Penta  
Mecc Alte  
D+ &



# AVP 275

Volvo Penta  
Mecc Alte  
D+ &



- 1 Steel structures.
- 2 Emergency stop push button.
- 3 Control panel is mounted on the baseframe . Located at the right side of the generator set.
- 4 Corrosion-resistant locks and hinges.
- 5 oil could be drained via valve and a hose
- 6 Exhaust system in the canopy.
- 7 special large access doors for easy maintenance
- 8 in front and back side special large access doors for easy maintenance
- 9 Base frame -fuel tank.
- 10 Lifting points similar to ISO container , located on each top corner of the canopy
- 11 the canopy provides easy access to radiator cap.
- 12 sound proofing materials
- 13 Plastic air intake pockets.

	"	1356
fl "L	"	3960
fl "L	"	2097
	L	470